

Product Description

Features

Protective

- Detection and Trip:


*Undervoltage
Overvoltage
Drive Overcurrent
Overtemperature
External Signal
Drive Output Short
Ground Fault
Encoder Loss
At temperature
Load Loss
Single Phase*

- Overcurrent Stall
- Overvoltage Stall
- Six Drive Alarms
- Fault Reset Input

Special Function

- Auto Economizer
- Process PI Controller
- Traverse Function
- Selectable Fault Reset & Run
- Auto Restart on Power Up
- Speed Sensitive Electronic Overload
- Auto-tuning
- Step Logic

Operational

-  Control
- Selectable Volts/Hertz Mode
- Multi-lingual selection

Programmable

- Dual Accel/Decel Profiles
- Three Skip Frequencies
- DC Injection Braking
- Dynamic Braking
- Slip Compensation
- Negative Slip Compensation (Droop)
- S Curve Accel/Decel Profile
- Line Loss Restart Mode
- Proactive Current Limit
- Last Four Event Fault Memory
- Flying Start
- Seven Preset Speeds

I/O Interface

- Control Output Contacts (2) Form A (N.O.) (2) Form C (N.O. - N.C.) Programmable to 17 different drive variables.
- Flexible Analog Inputs/Outputs
- Pulse Train Input
- Encoder Feedback Closed Loop Speed Control
- High Speed Input

Diagnostics

Real time preventive maintenance coupled with customized status and fault reporting.

Depending upon your particular drive configuration, status and fault conditions can be reported through the Human Interface Module or through the SCANport™ Communications Port. Fault diagnostic routines are started each time the 1336 PLUS II is powered up. Throughout the entire run sequence, the drive will continue to look for potential fault conditions.

To allow real-time preventive maintenance, drive output current and control conditions can be selectively monitored while the drive is running. The operator is made aware of alarm conditions such as current limit, bus voltage status, motor overload or drive overload before the drive reaches a fault level. Should a fault occur, plain language diagnostic messages will help identify and isolate the problem, allowing personnel to take quick, corrective action.

Packaging

Small size conserves expensive panel space.

Planer Construction eliminates most internal cables and connectors. Increases reliability.

Laminar Bus Design reduces internal inductance, thereby reducing snubber losses and improving IGBT performance.

Removable Human Interface provides simplicity of programming and flexibility of operation.

Thermal Dissipation Management. Design and extensive infrared testing minimizes hot spots to maximize reliability.

NEMA and European standards. Designed for acceptability throughout the world.

IP 65 & 54 (NEMA Type 4 & 12) configurations accommodated with "heat sink through the back" design.


Electrical

IGBT's (Insulated Gate Bipolar Transistors)

- Quiet motor operation through programmable carrier frequency.
- Third Generation devices – Reduced switching and conduction losses.
- Used on complete line 0.37-448 kW (0.5-600 HP).

Status LEDs. Four status indicators located on the control board.

Dynamic Current Control

- Multiple sensors.
- Exceptional torque production through  Control.
- Proactive current limit control – Reduces trips.
- Ability to start low inductance motors.

Independent Certification. C-UL Listed for dual U.S. and Canadian Certification. Designed to meet EN, IEC, VDE and other international standards.

Isolated Power and Logic eliminates noise to provide reliable and stable operation.

DC Cooling Fan on many ratings eliminates the need for a transformer and voltage tapping; accommodates global usage.


Internal Logic Supply from DC Bus does not require separate control power wiring, improved ride-thru capability.

Communications. Designed to accommodate on-board communications for all ratings.

The 1336 PLUS II

The standard solution to your application needs.

The 1336 PLUS II provides ratings from 0.37-448 kW (0.5-600 HP) in three voltage ranges – 200-240V AC, 380-480V AC and 500-600V AC. The 1336 PLUS II is a micro-processor based adjustable frequency PWM AC drive. Its advanced design provides

exceptional reliability when controlling 3-phase motors. The output can be tuned to provide optimum performance for virtually any load condition. Selectable  or V/Hz operation provides outstanding motor control.

Simplicity

Design and programming simplicity is evident in:

- **Condensed packaging** that allows for easy mounting, installation and wiring in all types of applications.
- **Common assembly parts** that reduces the need to stock a multitude of parts.
- **Easy to program parameters** that are organized in a group and element structure for quick access to related functions.
- **Simple tuning** for optimum torque performance.
- **An easy to read Supertwist Liquid Crystal Display** gives 2 lines of 16 characters each for easy “one finger” programming and drive monitoring.
- **Serial communications** that provide easy integration and access to peripheral equipment – Fully compatible with all Allen-Bradley PLC® or SLC™ equipment.
- **Common options** that are used throughout the entire family of Drives.

Flexibility

Digitally programmable to help provide precise and accurate control.

The 1336 PLUS II uses digitally programmable features to achieve precise and consistently accurate control, setup and operation. The drive can be programmed locally from the Human Interface Module or through a serial communications port using a PLC, SLC, or **DriveTools™** programming software.

Configurable I/O allows simple connection to many customer preformed control schemes.

Control inputs and outputs can be programmed to meet nearly every application requirement.

Performance

Powerful algorithms provide unparalleled performance.

Starting acceleration and running torque in excess of 250% combined with a constant torque speed range of 120:1 allow the 1336 PLUS II to handle the tough applications other drives can't.