

General Specifications

PS-502-A2


ProSafe-SLS™

GS48C02A02-00E-N

Power Supply Module (24/24 Vdc)

■ GENERAL

This power supply module is intended as auxiliary supply for feeding analogue input / output loops, etc.



The module converts the 24V field voltage into a galvanically isolated and regulated 24V auxiliary voltage.

The regulated output has an electronic protection for overvoltage (crowbar) and over current (fold-back).

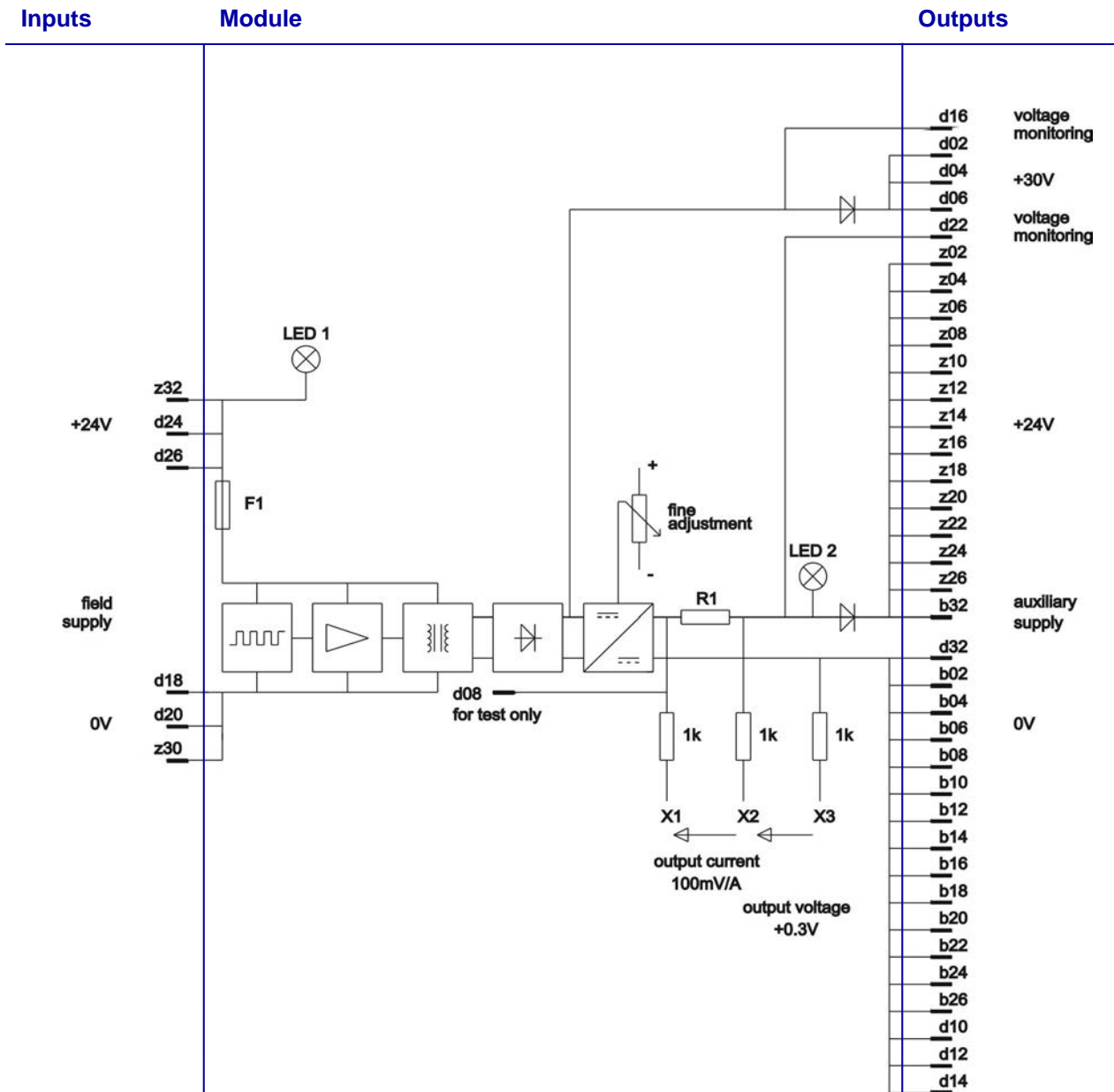
Power supplies may be connected in parallel for current increase and/or for redundancy. For this purpose the output is equipped with a serial diode. Load sharing is possible by fine tuning the regulated output voltage with the front trimmer. The front test jacks allow measuring the regulated output voltage and output current.

To extend the application of the power supply also the unregulated output voltage is available. This output is current protected by means of the module input fuse.

To allow external monitoring of the module also the voltage before the output serial diode is made available.

The module is provided with 2 red LEDs, indicating the input voltage and the regulated output voltage.

FUNCTIONAL DIAGRAM




Supply

Notes

Front

z32 see 'inputs'
 z30 see 'inputs'
 b32 see 'outputs'
 d32 see 'outputs'
 d30 not used
 b30 not used

- 1 Power input
- 2 Power output
- 3 Test jack X1
- 4
- 5 Test jack X2
- 6
- 7 Test jack X3
- 8 Fine adjust



■ SPECIFICATIONS

| Description | | Data |
|-------------|--|--|
| General | Number of channels | 1 |
| | Width | 6HP |
| | Identification | PS-502-A on front and more detailed on connector label |
| | Weight | 205 gram |
| Input | Supply Voltage Ripple Current | Field supply 24 Vdc $\pm 10\%$ Max. 1 V top-top 70 mA + 1.4 x load current 1.05 A at 0.7 A load |
| | Fuse Status indication | 2 A fast Red LED |
| Output | Stabilization Efficiency | Serial regulation 67% with full load |
| | Regulated output Voltage Current | Logic supply 24 Vdc $\pm 1\%$ default (fine adjustable by front trimmer) Max. 0.7A (electronically protected) Typ. 0.35 A with a short circuit (current fold-back) Red LED |
| | Status indication | Red LED |
| | Unregulated output Voltage Current | 30 Vdc +10%, -5% and field voltage tolerance Max. 0.7 A input fuse protected total current from 24 V and 30 V outputs |
| Supply | | See 'input' |
| Dissipation | | 2 W @ no load 9 W @ full load |